



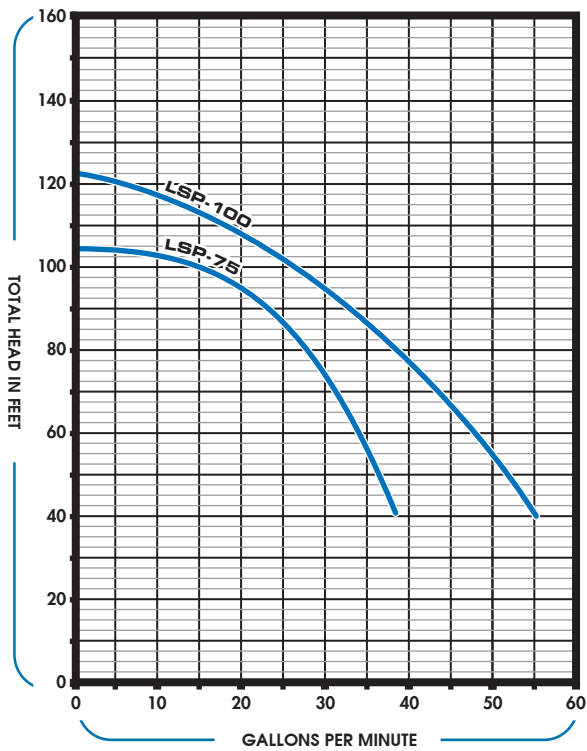
**LSP SERIES
HIGH PRESSURE LAWN SPRINKLER PUMPS**



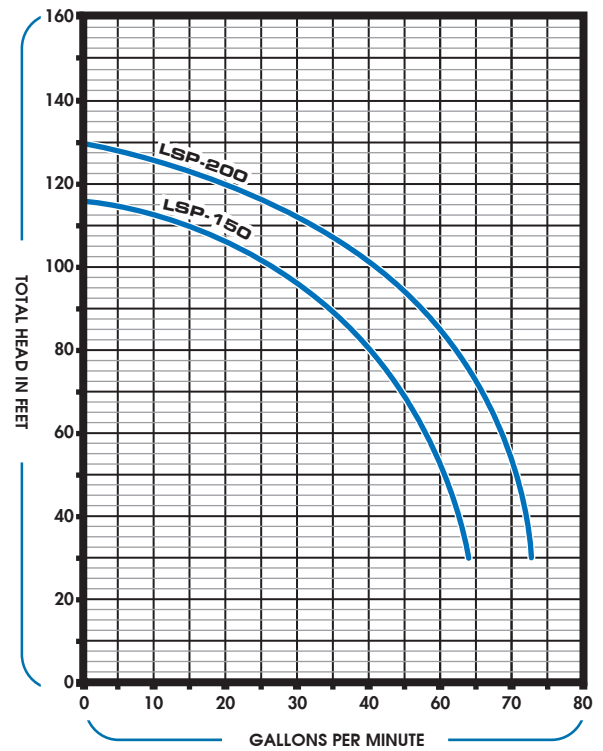
QUALITY FEATURES

- RUGGED CAST IRON CONSTRUCTION**
- BUILT FOR YEARS OF TROUBLE-FREE OPERATION**
- HIGH IMPACT MOLDED IMPELLERS**
- HIGH QUALITY CAST IRON HOUSING**
- TOP SUCTION W/ LARGE RESERVOIR**
- THREADED SHAFT NEMA J MOTOR DESIGN**
- MECHANICAL SEAL**
- AIR VOLUME CONTROL CONNECTION**

LSP SERIES PERFORMANCE CURVES
3/4 HP - 1 HP HIGH PRESSURE



LSP SERIES PERFORMANCE CURVES
1 1/2 HP - 2 HP HIGH PRESSURE



SPECIFICATIONS AND SELECTION CHART

MODEL	HP	VOLTS	DEPTH OF WATER FT.	Capacity in GPM Discharge Pressure			SHUT OFF PSI
				20 PSI	30 PSI	40 PSI	
LSP-75	3/4 HP	115V/230V	5	41	35	16	43
			15	37	24	39	
			25	25	5	35	
LSP-100	1 HP	115V/230V	5	50	40	27	51
			15	46	34	20	46
			25	40	30	42	
LSP-150	1 1/2 HP	230V	5	58	49	39	46
			15	51	40	14	42
			25	41	32	38	
LSP-200	2 HP	230V	5	67	61	48	53
			15	57	52	39	49
			25	44	41	26	45


Specifications are subject to change without notice

DISTRIBUTED BY:

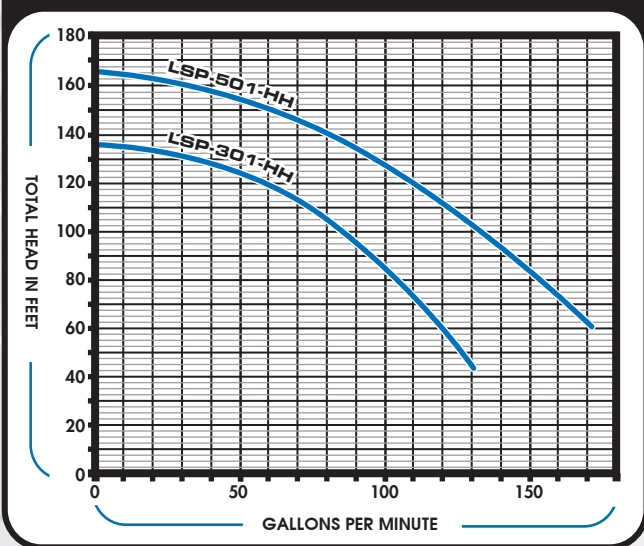


LSP SERIES 3 & 5 HP LAWN SPRINKLER PUMPS HIGH & MEDIUM HEAD SELF-PRIMING CENTRIFUGALS

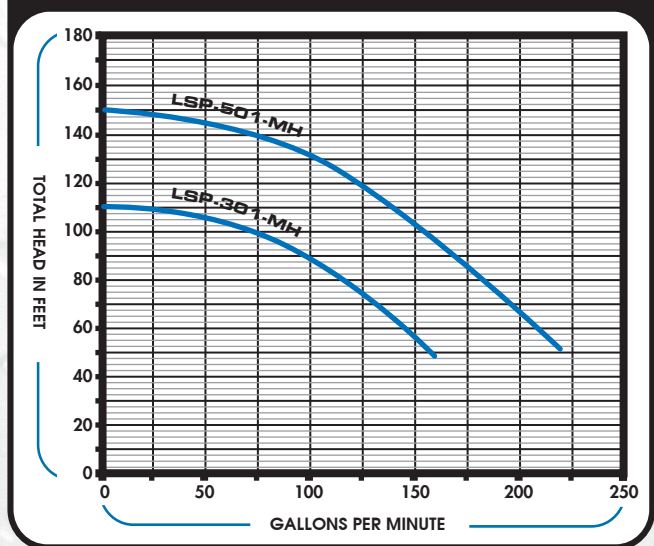
Unitra's 3 & 5 HP self-priming pumps are specially designed to be one of the fastest priming pumps on the market today. These pumps are well-suited for lawn sprinkling applications with a brass impeller, tapped for an air volume control and also includes a suction flange with a flapper valve to insure priming.



LSP SERIES PERFORMANCE CURVES
LSP HIGH HEAD



LSP SERIES PERFORMANCE CURVES
LSP MEDIUM HEAD



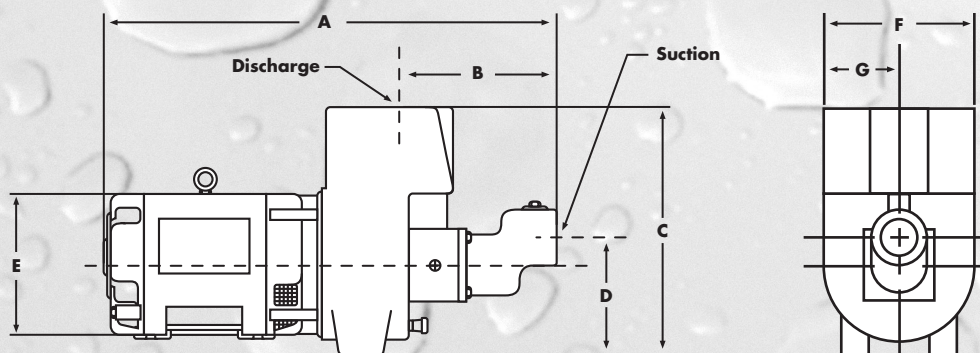
QUALITY FEATURES

ALL PUMPS EQUIPPED WITH NEMA JM 3,500 RPM
DUAL BALL BEARING
SINGLE PHASE 230 VOLT OR THREE PHASE 230/460 VOLT
AVAILABLE IN 50HZ
OPTIONAL SEALS AVAILABLE

PERFORMANCE DATA

MODEL	HP	VOLTS	PHASE	NPT INCH		DISCHARGE HEAD		SUCTION LIFT IN FEET					WEIGHT LBS		
				SUC	DIS	PSI	FEET	5	10	15	20	25			
								Capacity - U.S. Gallons per Minutes							
LSP-301-HH	3	230	1	2	1 ½	20	46	123	120	108	98	70	144		
						30	69	108	105	98	94	68			
LSP-303-HH	3	230/460	3	2	1 ½	40	92	87	82	76	70	62		182	
						50	115	60	52	44	33	18			
LSP-501-HH	5	230	1	2 ½	2	20	46	162	160	151	140	98			182
LSP-503-HH	5	230/460	3	2 ½	2	30	69	160	158	150	136	98			
						40	92	146	141	136	130	96			
LSP-301-MH	3	230	1	2 ½	2	20	138	80	71	54	28		144		
						30	46	156	150	140	135	100			
LSP-303-MH	3	230/460	3	2 ½	2	40	69	124	116	108	99	91		182	
						50	92	84	76	40	30				
LSP-501-MH	5	230	1	3	2 ½	20	46	218	212	206	198	172			
LSP-503-MH	5	230/460	3	3	2 ½	30	69	190	182	176	170	160			
						40	92	160	148	140	136	126			
						50	115	118	116	90	72	36			

Specifications are subject to change without notice



DIMENSIONAL INFORMATION

MODEL	HP	VOLTAGE	PHASE	SUCTION	DISCHARGE	A	B	C	D	E	F	G	LBS
LSP-301-HH	3	230	1	2	1 ½	25.50	7.44	13.25	6.50	9.38	9.25	4.75	144
LSP-303-HH	3	208-230/460	3	2	1 ½	23.50	7.44	13.25	6.69	7.19	9.25	4.75	144
LSP-501-HH	5	230	1	2 ½	2	27.25	8.44	13.25	7.44	8.56	9.25	4.75	182
LSP-503-HH	5	208-230/460	3	2 ½	2	25.75	8.44	13.25	7.44	9.38	9.25	4.75	182
LSP-301-MH	3	230	1	2 ½	2	26.50	8.44	13.25	7.44	9.38	9.25	4.75	144
LSP-303-MH	3	208-230/460	3	2 ½	2	24.50	8.44	13.25	7.44	7.19	9.25	4.75	144
LSP-501-MH	5	230	1	3	2 ½	27.25	8.44	13.25	7.44	8.56	9.25	4.75	182
LSP-503-MH	5	208-230/460	3	3	2 ½	25.75	8.44	13.25	7.44	9.38	9.25	4.75	182

**DISTRIBUTED
BY:**